



Asthma Management Screen



The Asthma Management screen app is designed as an interactive screen for the management of patients with asthma. It brings all standard aspects of asthma management together in one place which can be very beneficial especially for Asthma Clinics when used in conjunction with the Appointments worklist. The Asthma Management App can be accessed from either:

- **Apps Controller**, or
- **Consultation Manager - Apps**

Return to the Apps menu

Futures toolbar - Displays recent or anticipated events

Background - Displays the latest Asthma background for the patient

Record - Displays quick data entry forms

Examinations - Displays latest asthma examination results where recorded

Review - Displays the latest review details for the patient

Click to view, add or edit data

Management - Displays the patient's Asthma Management data

Trend graph - Displays relevant test results in graphical format and repeat medication from the relevant BNF group








Asthma Management Screen App




The Asthma Management Screen app consists of the following:

Adding and Viewing Future Appointments, Reminders and Tasks:

- For the following data, click on the icon to add data or the list to view data already recorded:


-  Add Appointment / Future Appointments
-  Add Task / Outstanding Daybook tasks
-  Open Mail Manager / Recent mail since last consultation
-  Add Recall / Outstanding Recalls
-  Add Referral / Referrals with an action date in the future
-  Add Medication Review / Future Outstanding Medication Reviews
-  View Medication / Repeat master reauthorisation due dates

Background:

Right click or click  to view, add or edit the following data:


- **Asthma Register**
- **Asthma Diagnosis**
- **Asthma Diagnosed by**
- **Asthma Risk Factors**
- **Smoking Status**
- **Passive Smoking**
- **Height**
- **Weight**
- **Chest X-Ray**

Review

Right click or click  to view, add or edit the following data:

- **Current Asthma**
- **Day-time symptoms**
- **Night-time symptoms**
- **Exercise symptoms**
- **Asthma Medication review**

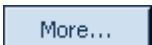
Management

Right click or click  to view, add or edit the following data:

- **Management at 80% best peak flow**
- **Management at 50% best peak flow**
- **Management at 30% best peak flow**
- **Asthma Attack**
- **Peak Flow last attack before nebuliser**
- **Peak Flow last attack after nebuliser**
- **Asthma Concerns**


Record

Click and enter the value as required.

- **Peak Flow**
- **FEV1**
- **FVC**
- **FEV1/FVC**
- **Inhaler Ability** - Select from the available list
- Click  **More** to view and add the following Physiological Measurements:
 - **Temperature**
 - **Respiration**
 - **Pulse**
 - **BP**
 - **JVP**
 - **Height**
 - **Weight**
 - **Waist**
 - **Peak Flow**

Click  Save to save and close

Examination

Right click or click  to view, add or edit the following data:

- **Asthma Consultation**
- **Current Peak Flow**
- **Forced Expired Volume in 1 Second**
- **Lung Vital Capacity**



Trends for last

- You can view the data trends from the **Trends for last** section. Select the time frame you are interested in by selecting from the available lists:



Trends for last - Time frame

- Tick the results you wish to include:

ASPIRIN

IBUPROFEN

SOFTCLIX LANCETS

Peak Flow Current

FEV1

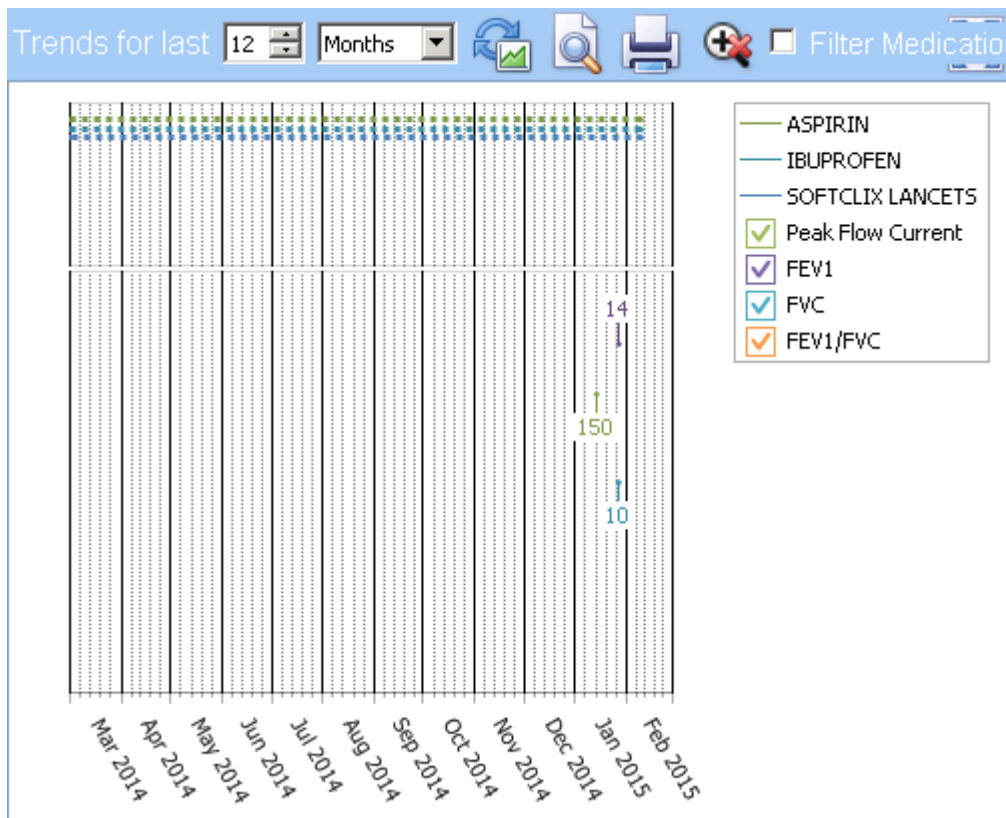
FVC

FEV1/FVC






Repeat Medication can be removed from the list and graph by ticking the **Filter Medication** option

Trends for last - Results list

- The graph is automatically updated as you make your selections.



Trends for last - Graph

-  **Refresh Graph** - Select to update the graph with any data added, edited or deleted
-  **Print Preview** - Select to preview the graph that will print if print is selected
-  **Print** - Select to print out the graph.
- **Zoom** - To zoom in on a section of the Trends graph, hold the shift key and click and drag over the area you want to zoom in on. Release the mouse key to action. Once you are zoomed in you can click and drag within the resultant zoom to move around the full graph
-  **Reset Zoom** - Select to display the full graph.
- Filter Medication **Filter Medication** - By default repeat medication is filtered to the relevant BNF chapters. Remove the tick to display all repeat medication, for instance to see whether medication not specifically prescribed for this condition is, nonetheless, having an effect upon it.
-  **Trends pop-up** - Select to display the Trends pop-up