

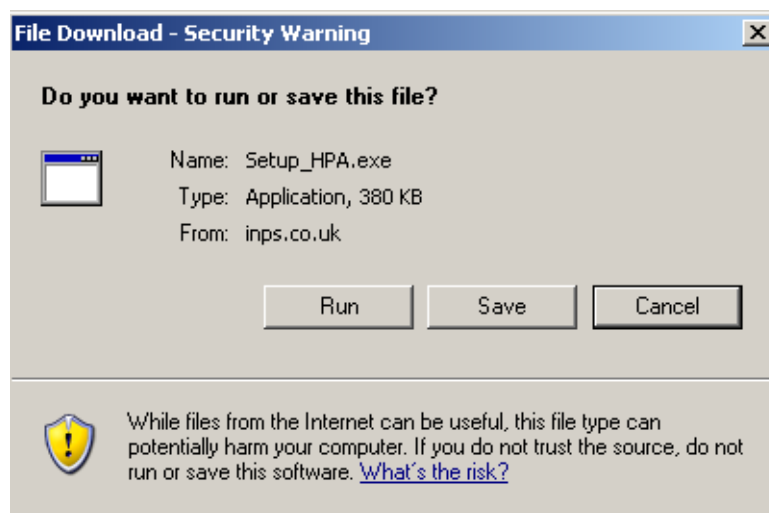
# Installing Health Protection Agency Reporting - England

## Installing HPA Reporting – LAN Practices only

To install the HPA Reporting facility to your Vision system:

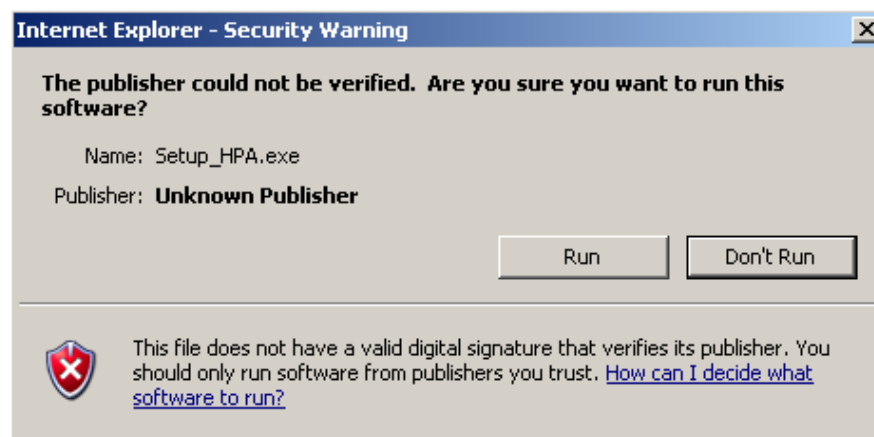
**Note** – This must be installed on your GPC machine with Mail Gateway running.

1. From [http://www.inps4.co.uk/my\\_vision/vua/cfh](http://www.inps4.co.uk/my_vision/vua/cfh), click on the HPA download file.
2. **File Download – Security Warning** is displayed, click **Run**.



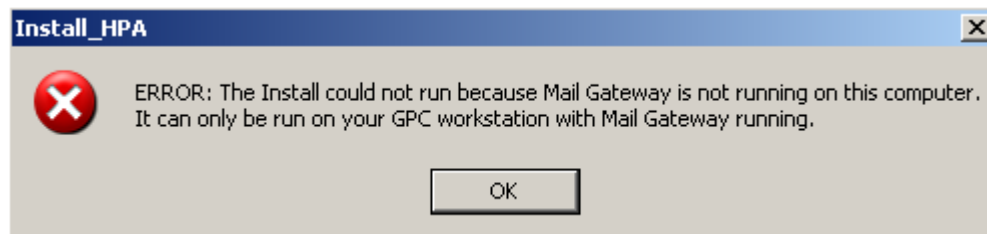
*File Download – Security Warning*

3. Depending on your security settings, **Internet Explorer – Security Warning** may be displayed, click **Run**.



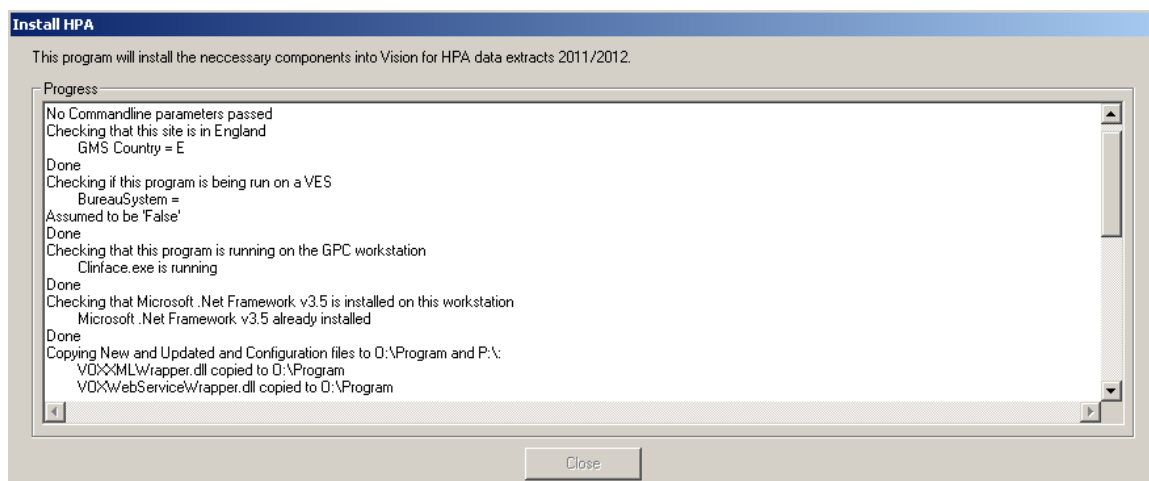
*Internet Explorer – Security Warning*

4. **Install HPA** is displayed.
  - If you do not have Mail Gateway running, an error message displays. Click **OK** to cancel the install. Start Mail Gateway, and then start the install from step 1 above.



*Install\_HPA error message*

5. **Install HPA** is displayed, a DOS screen displays for a short time over the top of the Install HPA and then they both close.



*Install HPA screen*

HPA Reporting is now available for use.