

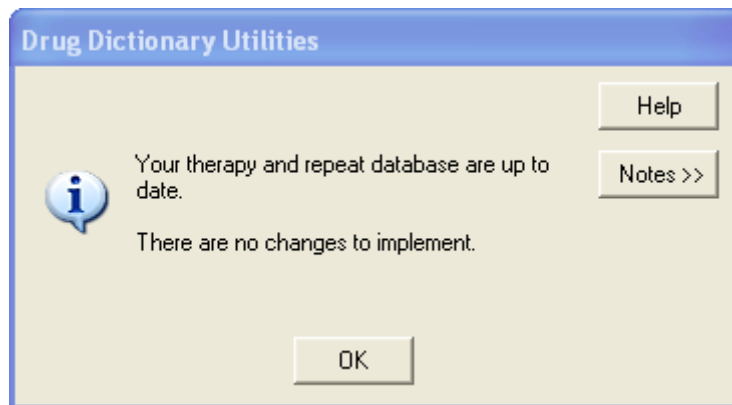
Therapy Update after Drug Dictionary Installation

You should run Therapy update after a drug dictionary has been installed.

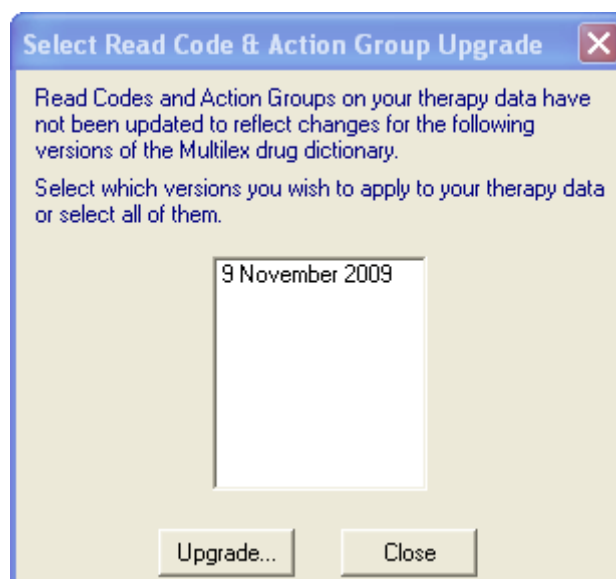
This is whether it has been installed via DLM or manually from a CD. The Therapy Update process is used to update any drug Read codes and action groups (formerly BNF categories) on existing therapy and repeat records for drugs whose action groups has changed with a dictionary update.

When a Drug Dictionary has been installed via DLM

1. Load Vision and select **Utilities - Drug Dictionary**.
2. Next, select **File - Therapy Update**.
3. If your files are up to date, the following message appears. Click **OK**. No further action is required.

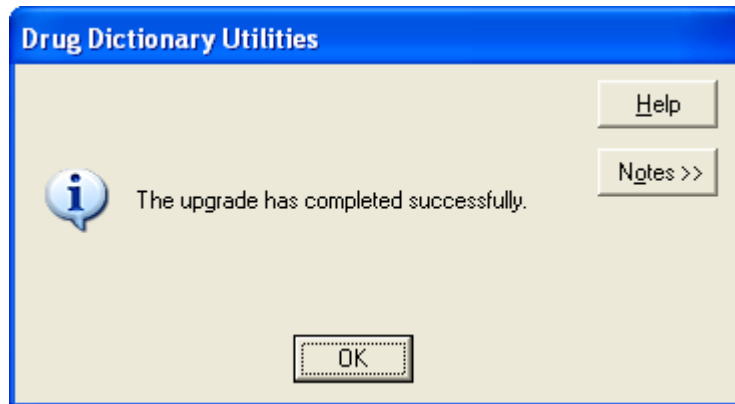


4. If you need to run Therapy Update, you are asked to select the date for outstanding Multilex dictionary version to do this for. They are listed by date. Select the require date(s) and click on Upgrade to run.





5. A progress bar appears as the update is running.
6. If successful, the following message is displayed: *The upgrade has completed successfully:*



When a Drug Dictionary has been installed manually

1. When you upgrade the Multilex dictionary manually, the final part will remind you if the upgrade has resulted in changes to Read codes and Action Groups in the Multilex drug dictionary; and that you should run Therapy update from Utilities - Drug Dictionary.
2. Next, you will be told which four .txt files you can print to show you new Action Group entries, new drugs, new short names, drug amendments and shortname amendments.
3. Then after finishing the upgrade and printing, go to Drug Dictionary - Utilities and run Therapy Update as above.